



District Report Card: 2017


State: Assam	District: Dima Hasao
Class: 3	Subject: Mathematics
Schools: 52	Students: 514


Participation/Coverage


Students

GENDER 	Boys		Girls	
	Number	%	Number	%
	240	46.69	274	53.31

AREA 	Rural		Urban	
	Number	%	Number	%
	419	81.52	95	18.48

CATEGORY 	SC		ST		OBC		GEN	
	Number	%	Number	%	Number	%	Number	%
	52	10.12	303	58.95	85	16.54	74	14.40

CWSN 	LD	VI	HI	S&LD	ID	Oth
	0	0	0	0	0	3

Management 	Government		Government-aided	
	Number	%	Number	%
	510	99.22	4	0.78

Average Performance of Students in Mathematics (%)

Overall	Gender		Area		Management		Social Group			
	Male	Female	Rural	Urban	Govt.	Aided	SC	ST	OBC	GEN
64.29	64.22	64.36	61.83	75.16	64.39	51.67	54.74	65.17	66.90	64.41

Performance on Learning Outcomes (LOs)

Learning Outcomes	Description	Average Performance(%)
M301	Reads and writes numbers up to 999 using place value	65.44
M302	Compares numbers up to 999 based on their place values	83.07
M303	Solves simple daily life problems using addition and subtraction of three digit numbers with and without regrouping	57.46
M304	Constructs and uses the multiplication facts (up till 10) in daily life situations	71.40
M305	Analyses and applies an appropriate number operation in the situation/ context	59.73
M306	Explains the meaning of division facts by equal grouping/sharing and finds it by repeated subtraction	55.06
M309	Identifies and makes 2D-shapes by paper folding, paper cutting on the dot grid, using straight lines etc.	79.76
M311	Fills a given region leaving no gaps using a tile of a given shape	44.85
M312	Estimates and measures length and distance using standard units like centimeters or meters & identifies relationships	33.06
M317	Reads the time correctly to the hour using a clock/watch	77.04
M318	Extends patterns in simple shapes and numbers	51.10
M319	Records data using tally marks, represents pictorially and draws conclusions	76.26

Range of Performance of Students who Answered Correctly							
Below 30%		30% - 50%		50% - 75%		Above 75%	
Number	%	Number	%	Number	%	Number	%
56	10.89	90	17.51	166	32.30	202	39.30

Lowest Performing Learning Outcomes (LOs)

- 1 - Estimates and measures length and distance using standard units like centimeters or meters & identifies relationships (33.06)
- 2 - Fills a given region leaving no gaps using a tile of a given shape (44.85)
- 3 - Extends patterns in simple shapes and numbers (51.10)
- 4 - Explains the meaning of division facts by equal grouping/sharing and finds it by repeated subtraction (55.06)
- 5 - Solves simple daily life problems using addition and subtraction of three digit numbers with and without regrouping (57.46)